

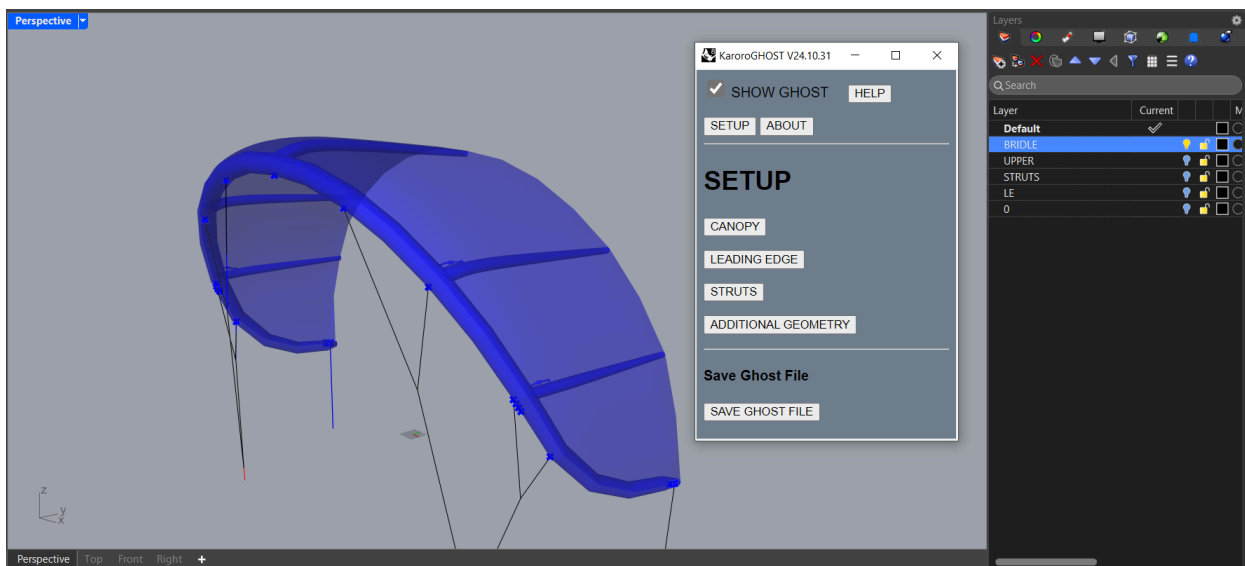
Hello KaroroCAD users,

Welcome to the 1st of November 2024 update from us here at KaroroCAD HQ.

WING and KITE - 3D model ghosting tool

Added in October is a new module in KaroroCAD which allows you to ghost 3D models created in other software.

This was a tool we created quickly in-house for some reverse engineering of a design into KaroroCAD format. We quickly saw how useful this would be for all of our users and turned it into a fully operational tool within KaroroCAD.

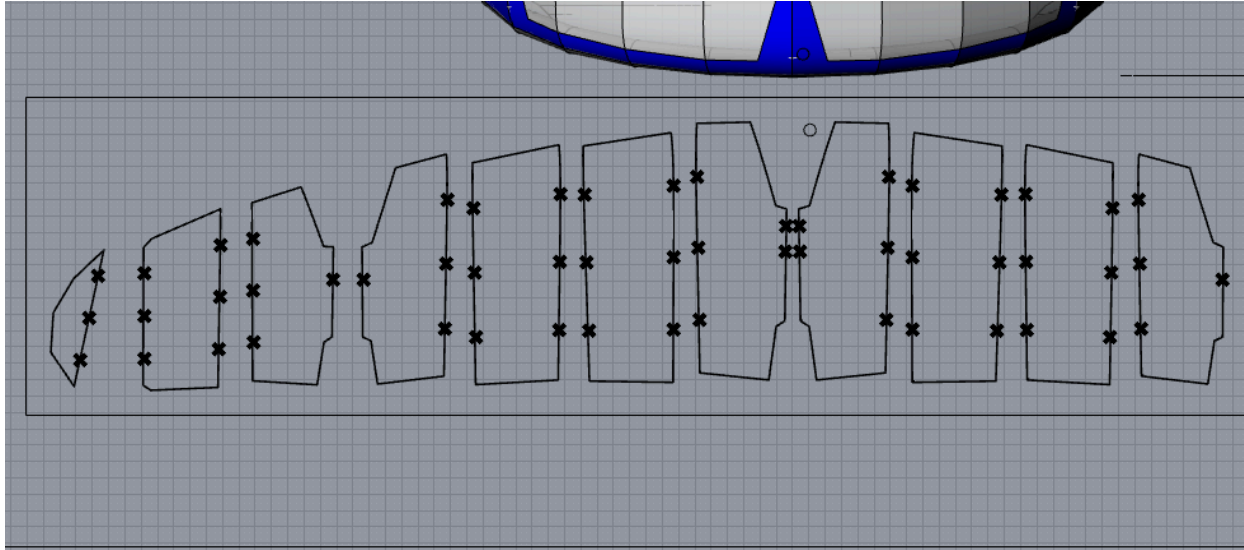


For more details on KaroroGHOST please see this video:

<https://www.youtube.com/watch?v=1sC30SePB5E>

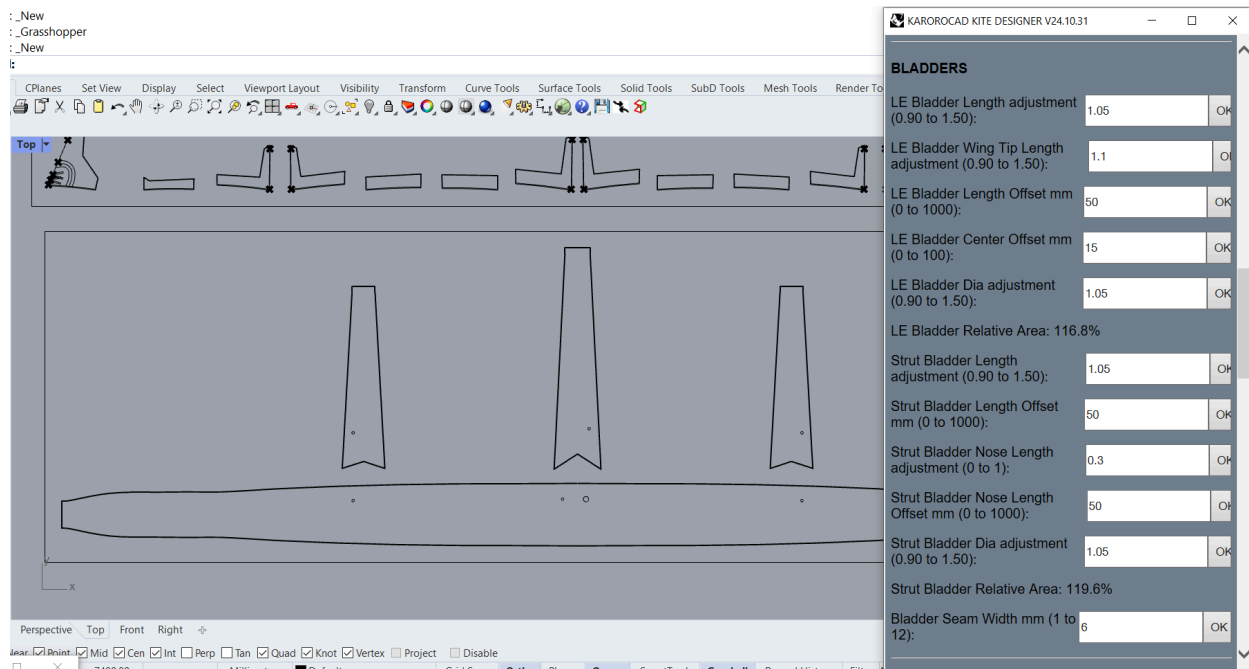
KITE - Added 25% alignment marks to the canopy panels

To aid in alignment of the canopy panels we have added 25/50/75% distance marks to the canopy panel seams:



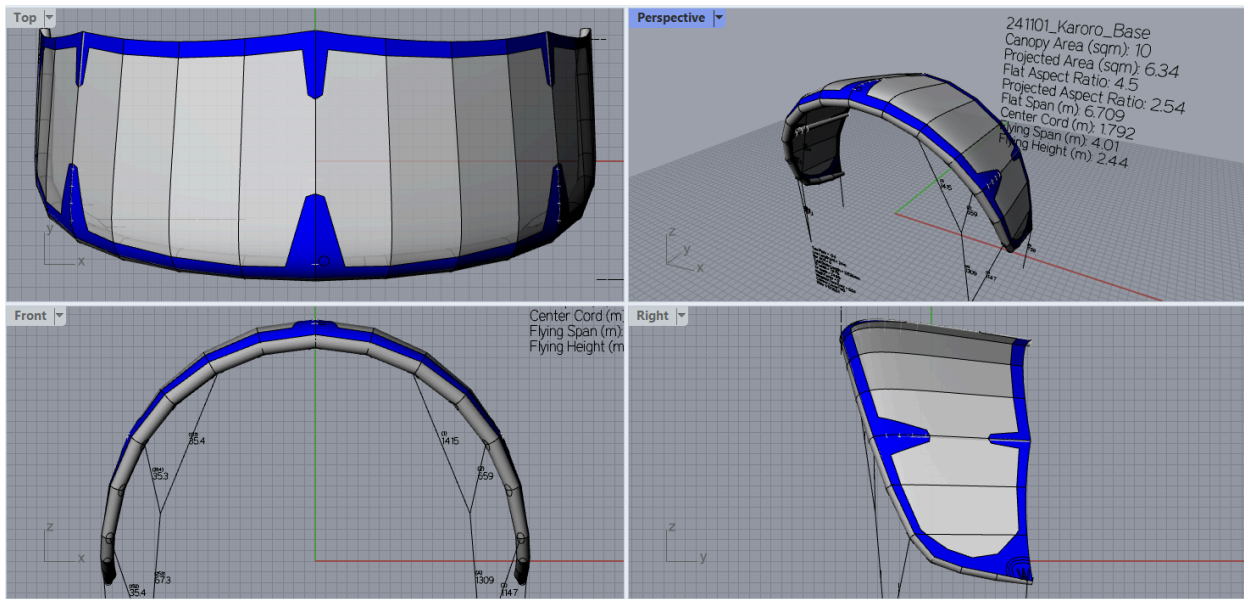
KITE and WING - Bladder Length Offset Tools

To allow more control over the final bladder shapes we have added a set of mm offset tools to the bladder controls under the assembly menu:



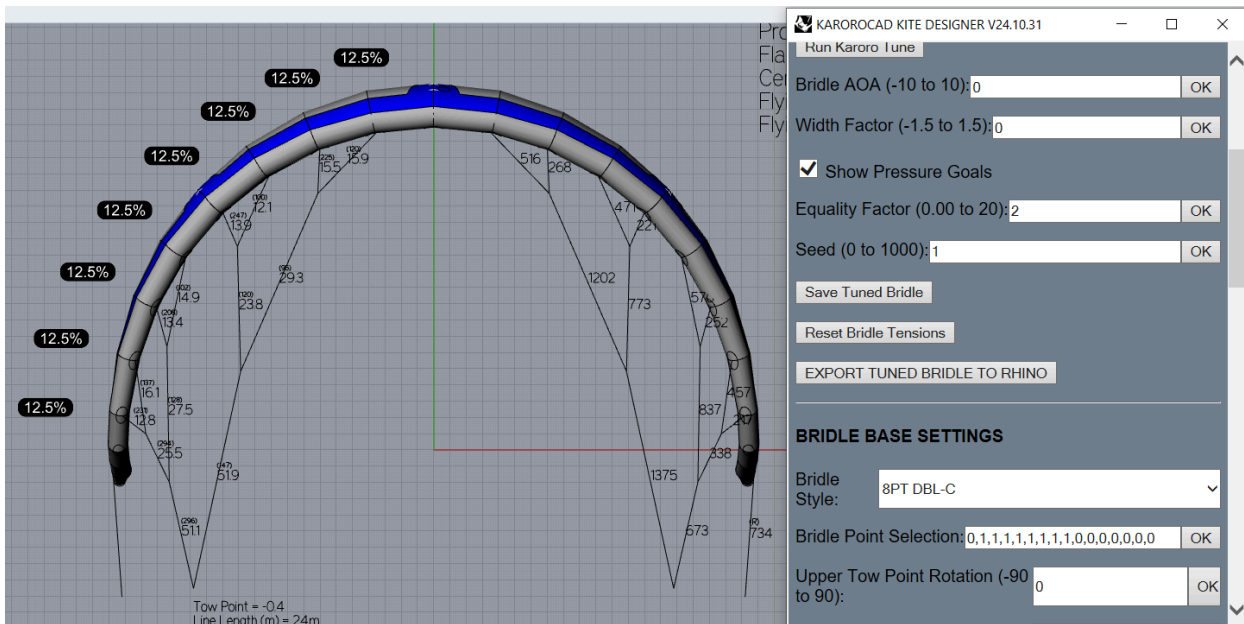
KITE and WING - Removed emission from display materials to improve colours

We have changed the rendering settings of the kite/wing preview that removes the "emission" channel. This has improved the colour rendering of the kite - making it much closer to the fabric Pantones if you use the correct HEX/RGB colours:



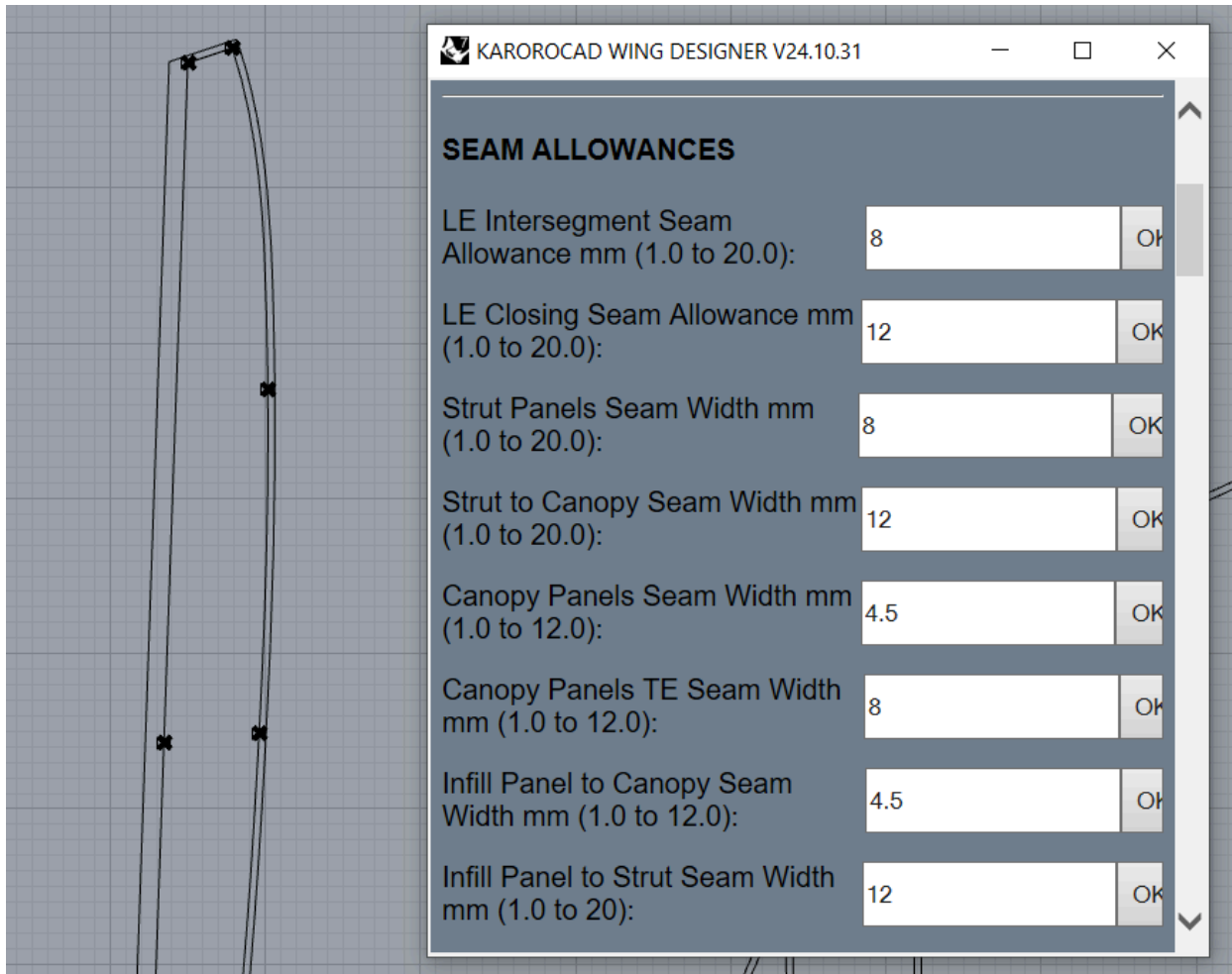
KITE and TUNE - Added 8pt DBL-C bridle option

In keeping with the trend of big air kites having more complex bridles we have added an 8 point Double Cascade option to both KITE and TUNE:



WING - Added top and bottom seam allowance controls to the infill panel

Wing now has separate seam allowance controls for the top and bottom seams of the infill panel:



Misc and Bug Fixes

- Fixed issue with strut seam allowances being to "straight"
- Added Non linear style TE reinforcement width
- Fixed tow point ordering with mid tow points by sorting from pump leash point distance
- Removed strut alignment marks from 3D preview of kite
- Removed pulleys from view when HUD hid
- Added more Wing Tip bridle tow points
- Fixed canopy high point curve issue in R8 and made it more accurate with using that wing tip build details.
- Removed doubled up canopy marking points
- Rear section of segmented struts now have wide seam on top only.
- Fixed non-saving of Strut and Dacrom Frame Opacity.
- Changed most items under PANELS to 3DP for better resolution

- Added a resize for the canopy panel profiles to fix issue if they are too short for TE scallop to pick up.
- Fixed LE panel out of order issues causing strange LE unroll
- Changed LE wingtip angle to allow -45 to 45 deg
- Fixed issue with TE and panel seam allowance on Two Ply Wing Tip Panel.
- Added switch for two ply wing tip panel when using two plys.

As always please check the HELP for any questions you may have and let us know if there is anything we need to add.

Thank again for all your feedback and support - more updates next month

--

Best Regards,

Dave Kay (DK)

Product & Software Engineer

RAD SKY DEVELOPMENT - www.karoroCAD.com

Mobile: +27 710178094

Skype: kiteboardshaper